




भारत निर्वाचन आयोग
Election Commission of India



NOTHING LIKE VOTING, I VOTE FOR SURE

Process of Registration

ONLINE

ecinet.eci.gov.in

or

Voter Helpline App 

OFFLINE

Contact your BLO

or

Voter Facilitation Centre

To enrol as a New Voter you should be

An Indian citizen

Ordinary resident of polling area

18 years or above

Now 4 Qualifying Dates to Enrol as a New Voter

JANUARY

01

APRIL

01

JULY

01

OCTOBER

01

Verify Your Details

Form 8

Change of address/Correction of entries/
Replacement of EPIC/Marking of PwDs

Form 7

Objections against proposed inclusion/
deletion of name in Voter List

Search Your Name

In the Voters' List



Use
Voter Helpline App



ecinet.eci.gov.in
ceo____.nic.in



SMS to 1950:
ECI<space> <EPIC No>



To cast your vote,
you must have your
name in the Voter List

On Poll Day



Holiday is declared on the day of poll to facilitate casting of vote

It's not a holiday, it's a voting day.




No gadgets allowed in polling booth

Locate your Polling Station at:

 ecinet.eci.gov.in

 Call Voter Helpline - 1950

 Voter Helpline App

Carry any one of the approved Identity Document/ID proof for voting

- Aadhaar Card
- MNREGA Job Card
- Passbooks with photograph issued by Bank/Post Office
- Health Insurance Smart Card issued under the scheme of Ministry of Labour/ Ayushman Bharat Health Card
- Driving License
- PAN Card
- Smart Card issued by RGI under NPR
- Indian Passport
- Pension document with photograph
- Service Identity Cards with photograph issued to employees by Central/State Govt./PSUs/Public Limited Companies
- Official identity cards issued to MPs/MLAs/MLCs and Unique Disability ID (UDID) Card issued by the M/o Social Justice & Empowerment, Government of India



Report unlawful activity through cVIGIL App

Polling Process



1

Voter stands in queue



2

Polling Officer checks your name in Voter List and your ID Proof



3

Polling Officer marks your finger nail with indelible ink, gives a slip and takes your signature



4

Polling Officer takes the slip and checks the mark on your finger nail



5

Voter presses button against candidate of choice/NOTA to vote on the EVM; a red light glows

Mobile Deposit Facility at Polling Stations

Counters introduced just outside polling stations for depositing mobile phones by voters.



None Of The Above (NOTA) available as the last option on EVM machines

Casting Your Vote

1



Ready to Vote

The 3rd Polling Officer enables the Ballot Unit (BU) as you enter the voting compartment. The 'READY' light of BU will glow

2



Cast your Vote

Press the Blue Button on the Ballot Unit against the name/symbol of candidate of your choice/ NOTA option

3



See the Light

The red light against the name/ symbol of candidate/ NOTA option chosen will glow


4



Verify your Vote

The VVPAT will print & display the ballot slip containing Serial Number, Name and Symbol of the chosen candidate/NOTA

5



Hear the 'BEEP'

The BEEP sound from the Control Unit marks that vote has been cast successfully

- If you do not see the ballot slip in the VVPAT or hear the loud beep, contact the Presiding Officer
- The slip will be visible through the glass for 7 seconds. Printed slip will be secured in the VVPAT



ECI revises guidelines to make EVM Ballot Papers more readable, EVMs to have colour photographs of candidates for the first time.

Facilitation Apps By ECI



ECINET – One-stop Digital Platform

A single portal subsuming 40+ apps/websites for the electors and its other stakeholders including the voters, election officials and political parties.



Saksham-ECI



Accessibility features built-in



Mark yourself as PwD




Apply for a new PwD voter



Apply for wheel chair



Know Your Candidate App



Check the details of each candidate of your constituency as given in their affidavit - qualification, criminal antecedents, assets and liabilities (if any)



cVIGIL App



- App becomes active on the day of announcement of elections
- Report unlawful activities/ violation of model code of conduct
- Connected through a mobile phone

Assured Minimum Facilities For PwDs & Senior Citizens



Ramp & Wheel Chair



EVM with Braille



Special Volunteer



Priority access to PwD
& Senior Citizens



Sign Language



Transport facility for PwD



Home Voting Facility/ Postal Ballot Facility

Electors (senior citizens above 85 years, electors employed in notified essential services and PwD with benchmark certificate) can avail Home Voting Facility by filling **Form 12D**

Voters' Pledge

"We, the citizens of India, having abiding faith in democracy, hereby pledge to uphold the democratic traditions of our country and the dignity of free, fair and peaceful elections, and to vote in every election fearlessly and without being influenced by considerations of religion, race, caste, community, language or any inducement."

Register online or
verify your details at
ecinet.eci.gov.in

Apps to Install



eci.gov.in



I VOTE FOR SURE



fb.com/ECI



@ecisveep



youtube.com/eci



@ecisveep



Election Commission of India